

(1)(a) STATEMENT SHOWING SHAREHOLDING PATTERN

Name of the Company: BHREK SECURITIES LTD.  
Scrip Code: Name of the Scrip:  
Quarter Ended: 30/06/2014

Class of security:

Page: 1

Partly paid-up shares:-	No. of partly paid-up shares	As a % of total no. of partly paid-up shares	As a % of total no. of shares of the company
-------------------------	------------------------------	----------------------------------------------	----------------------------------------------

Held by promoter/promoter group

Held by public  
Total - D

Outstanding convertible securities:-	No. of outstanding securities	As a % of total no. of outstanding convertible securities	As a % of total no. of shares of the company, assuming full conversion of the convertible securities
--------------------------------------	-------------------------------	-----------------------------------------------------------	------------------------------------------------------------------------------------------------------

Held by promoter/promoter group

Held by public  
Total - E

Warrants:-	No. of warrants	As a % of total no. of warrants	As a % of total no. of shares of the company, assuming full conversion of warrants
------------	-----------------	---------------------------------	------------------------------------------------------------------------------------

Held by promoter/promoter group

Held by public  
Total - F

Total paid-up capital of the company, assuming full conversion of warrants and convertible securities	79800000
-------------------------------------------------------------------------------------------------------	----------



Category Code	Category of Shareholders	Number of shareholders	Total number of shares	Number of shares held in Demat Form	As a % of (A+B)	As a % of (A+B+C)	Number of Pledged shares	As a percentage (ix)=(viii/iv*100)
(i)	(ii)	(iii)	(iv)	(v)	(vi)	(vii)	(viii)	(ix)=(viii/iv*100)
(A)	<b>Total Shareholding of Promoter &amp; Promoter Group</b>							
(1)	<b>Indian</b>							
(a)	Individual/HUF	3	352700	352700	0.442	0.442	Nil	Nil
(b)	Central Govt./ State Govt.	Nil	Nil	Nil	Nil	Nil	Nil	Nil
(c)	Bodies Corporate	2	24087150	24087150	30.184	30.184	Nil	Nil
(d)	Fin.Institutions / Bank	Nil	Nil	Nil	Nil	Nil	Nil	Nil
(e)	Any Other	Nil	Nil	Nil	Nil	Nil	Nil	Nil
	<b>Sub-Total of (A)(1)</b>	<b>5</b>	<b>24439850</b>	<b>24439850</b>	<b>30.626</b>	<b>30.626</b>	<b>Nil</b>	<b>Nil</b>
(2)	<b>Foreign</b>							
(a)	Individuals (NRIs/Foreign)	Nil	Nil	Nil	Nil	Nil	Nil	Nil
(b)	Bodies Corporate	Nil	Nil	Nil	Nil	Nil	Nil	Nil
(c)	Institutions	Nil	Nil	Nil	Nil	Nil	Nil	Nil
(d)	Qualified Foreign Investors	Nil	Nil	Nil	Nil	Nil	Nil	Nil
(e)	Any Other	Nil	Nil	Nil	Nil	Nil	Nil	Nil
	<b>Sub-Total of (A)(2)</b>	<b>Nil</b>	<b>Nil</b>	<b>Nil</b>	<b>Nil</b>	<b>Nil</b>	<b>Nil</b>	<b>Nil</b>
	<b>Shareholding of Promoter &amp; Promoter Group (A) = A1+A2</b>	<b>5</b>	<b>24439850</b>	<b>24439850</b>	<b>30.626</b>	<b>30.626</b>	<b>Nil</b>	<b>Nil</b>
(B)	<b>Public Shareholding</b>							
(1)	<b>Institutions</b>							
(a)	Mutual Funds / UTI	Nil	Nil	Nil	Nil	Nil	NA	NA
(b)	Fin.Institutions / Banks	Nil	Nil	Nil	Nil	Nil	NA	NA
(c)	Central Govt./ State Govt.	Nil	Nil	Nil	Nil	Nil	NA	NA
(d)	Venture Capital	Nil	Nil	Nil	Nil	Nil	NA	NA
(e)	Insurance Company	Nil	Nil	Nil	Nil	Nil	NA	NA
(f)	Foreign Inst.Investors	Nil	Nil	Nil	Nil	Nil	NA	NA
(g)	Foreign VC Investors	Nil	Nil	Nil	Nil	Nil	NA	NA
(h)	Qualified Foreign Investors	Nil	Nil	Nil	Nil	Nil	NA	NA
(i)	Any Other	Nil	Nil	Nil	Nil	Nil	NA	NA
	<b>Sub-Total (B)(1)</b>	<b>Nil</b>	<b>Nil</b>	<b>Nil</b>	<b>Nil</b>	<b>Nil</b>	<b>NA</b>	<b>NA</b>
(2)	<b>Non-Institutions</b>							
(a)	Bodies Corporate	203	50872007	50792807	63.749	63.749	NA	NA
(b)	<b>Individuals</b>							
	i.Individual Shareholders Holding Nominal Share Upto Rs.1 Lakh	439	661622	627422	0.829	0.829	NA	NA
	ii.Individual Shareholders Holding Nominal Share greater than Rs.1 Lakh	51	3826521	3810221	4.795	4.795	NA	NA
(c)	Qualified Foreign Investors	Nil	Nil	Nil	Nil	Nil	NA	NA
(d)	Any Other	Nil	Nil	Nil	Nil	Nil	NA	NA
	<b>Sub-Total (B)(2)</b>	<b>693</b>	<b>55360150</b>	<b>55230450</b>	<b>69.374</b>	<b>69.374</b>	<b>NA</b>	<b>NA</b>
	<b>Total Public Shareholding (B) = (B)(1) + (B)(2)</b>	<b>693</b>	<b>55360150</b>	<b>55230450</b>	<b>69.374</b>	<b>69.374</b>	<b>NA</b>	<b>NA</b>
	<b>TOTAL (A)+(B)</b>	<b>698</b>	<b>79800000</b>	<b>79670300</b>	<b>100.000</b>	<b>100.000</b>	<b>Nil</b>	<b>Nil</b>
(C)	<b>Shares held by Custodians And against which DRs have been issued</b>	Nil	Nil	Nil	Nil	Nil	NA	NA
(1)	Promoter and Promoter group	Nil	Nil	Nil	Nil	Nil	NA	NA
(2)	Public	Nil	Nil	Nil	Nil	Nil	NA	NA
	<b>GRAND TOTAL (A)+(B)+(C)</b>	<b>698</b>	<b>79800000</b>	<b>79670300</b>	<b>100.000</b>	<b>100.000</b>	<b>Nil</b>	<b>Nil</b>



**SURE SECURITIES LTD.**

(1) (b) Statement showing holding of securities (including shares, warrants, convertible securities) of persons belonging to the category [Promoter & Promoter Group] As on 30/06/2014

(i)	(ii)	Details of Shares held		Encumbered shares(i)		Details of warrants				Details of Convertible securities		Total shares (including underlying shares assuming full conversion of warrants and convertible securities) as a % of diluted share capital
		(iii)	(iv)	(v)	(vi)=(v)/(iii)*100	(vii)	(viii)	(ix)	(x)	(xi)	(xii)	
		Number of Shares held	As a % of grand total (A)+(B)+(C) Shares held	Number of Pledged Shares	As a percentage of grand total (A)+(B)+(C) sub-clause (ii)(a)	Number of warrants held of total warrants	As a % of total warrants	Number of convertible securities held	Number of convertible securities of the same class	Number of convertible securities of the same class	Number of convertible securities of the same class	
1.	FABER TREXIM PRIVATE LIMITED	7037300	8.819	0	0.000	0	0.000	0	0.000	0	0.000	8.819
2.	MEGHSUREE CREDIT PRIVATE LIMITED	17049850	21.366	0	0.000	0	0.000	0	0.000	0	0.000	21.366
3.	BASANT KUMAR SHARMA	100	0.000	0	0.000	0	0.000	0	0.000	0	0.000	0.000
4.	MANIK CHAND PUGALIA	352500	0.442	0	0.000	0	0.000	0	0.000	0	0.000	0.442
5.	SUBHASH CHANDRA DADHICH	100	0.000	0	0.000	0	0.000	0	0.000	0	0.000	0.000
<b>TOTAL</b>		<b>24439850</b>	<b>30.626</b>	<b>0</b>	<b>0.000</b>	<b>Nil</b>	<b>Nil</b>	<b>Nil</b>	<b>Nil</b>	<b>Nil</b>	<b>Nil</b>	<b>30.626</b>




## SHREE SECURITIES LTD.

((1)(c)(i) Statement showing holding of securities (including shares, warrants, convertible securities) of persons belonging to the category (PUBLIC) and holding more than 1.000(%) of the total number of shares as on 30/06/2014

Page: 1


Srl. Name(s) of the shareholder	Number of Shares held	Shares as a percentage of total number of shares (i.e., Grand Total (A)+(B)+(C) indicated in Statement at para (1)(a) above)	Details of Warrants		Details of convertible Securities		Total shares (including underlying shares assuming full conversion of warrants and convertible securities) as a % of diluted share capital
			Number of Warrants held	As a % of total warrants	Number of convertible securities held	Total number of convertible securities of the same class	
1. BESTLUCK TREKIM PVT LTD	200000	2.506	0	0.000	0	0.000	2.506
2. CANEX IMPEX PVT LTD	200000	2.506	0	0.000	0	0.000	2.506
3. DHANUS COMMODEAL PVT LTD	210000	2.632	0	0.000	0	0.000	2.632
4. EMPIRE VANIJYA LLP	143720	1.801	0	0.000	0	0.000	1.801
5. EVERSAFE HIGHRISE PRIVATE LIMITED	108575	1.361	0	0.000	0	0.000	1.361
6. FBTFLOW INFRA PROJECTS PRIVATE LIMITED	115085	1.442	0	0.000	0	0.000	1.442
7. GARNET SUPPLIERS LLP	148000	1.855	0	0.000	0	0.000	1.855
8. GOLDEN ERA MERCHANTS PVT LTD	85635	1.073	0	0.000	0	0.000	1.073
9. IMPRESSION DEALCON PVT LTD	181000	2.268	0	0.000	0	0.000	2.268
10. JAP MERCHANTS LIMITED	91975	1.153	0	0.000	0	0.000	1.153
11. KENT COMMODEAL LLP	98640	1.236	0	0.000	0	0.000	1.236
12. LASER VANIJYA LLP	92800	1.163	0	0.000	0	0.000	1.163
13. LOGAN IMPEX PVT LTD	81010	1.015	0	0.000	0	0.000	1.015
14. MINDPOWER TOWERS PRIVATE LIMITED	114360	1.433	0	0.000	0	0.000	1.433
15. SUABRA SUPPLIERS PVT LTD	85900	1.076	0	0.000	0	0.000	1.076
16. RESPONSE RENEWABLE ENERGY LIMITED	95720	1.199	0	0.000	0	0.000	1.199
17. SPACEPLUS AGENCIES PVT LTD.	145746	1.826	0	0.000	0	0.000	1.826
18. SUNYUJIT IMPEX PVT LTD	147000	1.842	0	0.000	0	0.000	1.842
19. TARGET COMMODEAL PVT LTD	194000	2.431	0	0.000	0	0.000	2.431
20. TORNDST BUILDERS PRIVATE LIMITED	128360	1.609	0	0.000	0	0.000	1.609
<b>TOTAL</b>	<b>26675286</b>	<b>33.428</b>	<b>Nil</b>	<b>Nil</b>	<b>Nil</b>	<b>Nil</b>	<b>33.428</b>



**SHREE SECURITIES LTD.**

(1)(c)(ii) Statement showing holding of securities (including shares, warrants, convertible securities) of persons (together with PAC) belonging to the category [PUBLIC] and holding more than 5.000(%) of the total number of shares of the company as on 30/06/2014

Sri. Name(s) of the shareholder and the Persons Acting in Concert (PAC) with them	Number of Shares held	Shares as a percentage of total number of shares (i.e., Grand Total (A)+(B)+(C) indicated in Statement at para (1)(a) above)	Details of Warrants		Details of convertible Securities		Total shares (including underlying shares assuming full conversion of warrants and convertible securities) as a % of diluted share capital
			Number of Warrants held	As a % of total Warrants number	Number of convertible securities held	total number of convertible securities of the same class	
	NIL	NIL	NIL	NIL	NIL	NIL	NIL




SHREE SECURITIES LTD.

(1)(d) STATEMENT SHOWING DETAILS OF LOCKED-IN SHARES AS ON 30/06/2014

Page: 1

Srl. Name(s) of the Shareholder	Category of Shareholders (Promoter/ Public)	Number of Locked-in Shares	% to Total
---------------------------------	---------------------------------------------	----------------------------	------------

1.		NIL	NIL
----	--	-----	-----




**SHREE SECURITIES LTD.**

**(I)(a) STATEMENT SHOWING DETAILS OF DEPOSITORY RECEIPTS (DRs)**

Page: 1

Srl. Type of Outstanding DR (ADRs, GDRs, SDRs, etc)	Number of Outstanding DRs	Number of Shares underlying outstanding DRs	Shares underlying Outstanding DRs as a Percentage of total number of shares (ie. Grand total(A)+(B)+ (C) indicated in Statement at para (I)(a) above)
1. Nil	Nil	Nil	Nil



**SHREE SECURITIES LTD.**

**(1)(b) STATEMENT SHOWING DETAILS OF DEPOSITORY RECEIPTS (DRs), WHERE UNDERLYING SHARES HELD BY 'PROMOTER/PROMOTER GROUP' ARE IN EXCESS OF 1% OF THE TOTAL NO.OF SHARES**

Page: 1

Srl. Name of the DR Holder	Type of outstanding DR (ADRs,GDRs SDRs,etc.) DRs	Number of Shares Underlying outstanding DRs	Shares underlying Outstanding DRs as Percentage of total number of shares (ie. Grand total(A)+(B)+(C) indicated in statement at para (1)(a) above
1. Nil	Nil	Nil	Nil
2. Nil	Nil	Nil	Nil
<b>TOTAL Nil</b>	<b>Nil</b>	<b>Nil</b>	<b>Nil</b>

